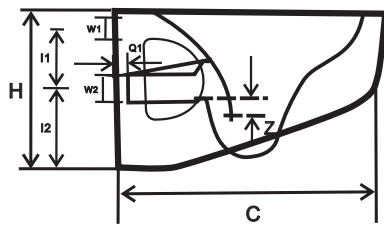
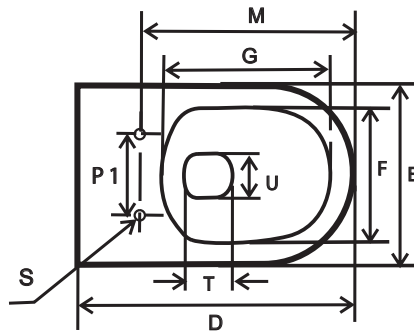


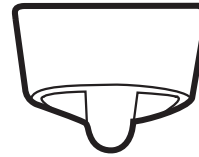
SIDE VIEW



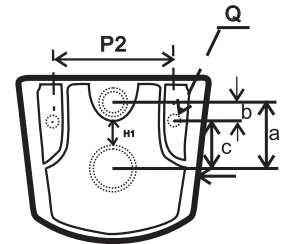
TOP VIEW



FRONTVIEW



BACK VIEW



SPECIFICATION	CBM
56X37X36.5	0.076

NOTE : ALL DIMENSION ARE IN MILLIMERERS.

POSITION	EN 38 STD.	TOLRANCE	SAMPLE 1	SAMPLE 2	SAMPLE 3	AVERAGE
A						
B						
C			535			
D			545			
E			352			
F			263			
G			338			
H			336			
I1			132			
I2			160			
K						
L						
M			438			
N						
P1	155mm+/-10mm		152			
P2	230mm+/-5mm		225			
Q	25mm+/-3mm		24			
R						
S	15mm+/-2mm		13			
T			135			
U			105			
V						
W1	55mm+3/-1mm		57			
W2	102mm+/-5mm	Outer / Inner	102/76			
Y						
Z			50			
H1			37			
Q1	15mm (mini.)		18			
a	135mm+/-mm		132			
b	35mm+/-5mm		37			
c	100mm+/-5mm		96			